

Controlling Your Symptoms

How to reduce dizziness and nausea



Professor Lucy Yardley

Common Questions About Dizziness and Nausea

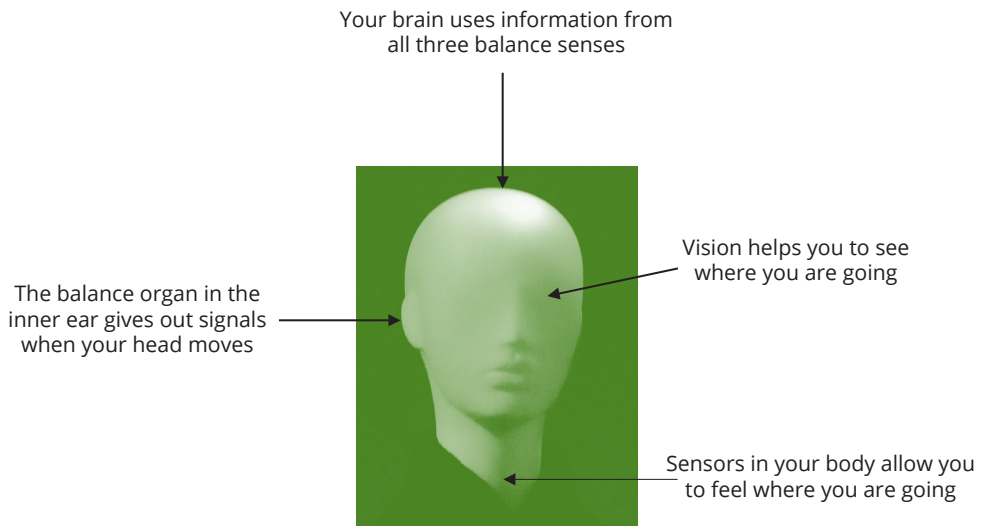
Why do I feel dizzy and nauseous?

The balance system relies on three different senses:

- Your **eyes** see where you are and where you are going.
- The sensors in your **body** can feel where you are and how you are moving.
- The **balance organ** in your inner ear (which doctors sometimes refer to as the vestibular organ or labyrinth) senses whenever your head moves.

Your **brain** acts like a computer, combining signals from these three senses to give you a stable picture of the world and control your head, body and eye movements. If any part of this balance system is giving out unusual or faulty information then you may feel dizzy, disoriented or unsteady.

When your brain senses that your balance system is not able to give you a stable picture of the world, it sends signals to the system which controls automatic body reflexes to make you feel or be sick. Nobody knows exactly why dizziness triggers nausea or sickness, but it may be that your body thinks the dizziness is due to something you have eaten, which your body is trying to get rid of.



How can stress affect my dizziness and nausea?

Many studies have shown that your body is less able to cope with dizziness when you are under stress. You may become more dizzy and sick than if you were stress-free. One reason for this is that the system which triggers nausea and sickness controls **all** automatic body reflexes, including the 'fight or flight' stress reflex. When you are under stress your body automatically gets ready to fight or run away, by triggering lots of changes such as making you breathe faster, speeding up your heart, and pumping blood to your muscles. The side effect of these changes is that you tend to get dizzy and sick more easily, which is why even healthy people often feel dizzy and sick when they are under great stress (e.g., sudden injury). If your balance system is not working normally and you are under stress you will feel twice as dizzy and sick.

Another problem for people with dizziness is that their symptoms can cause stress, but then stress can actually make the symptoms worse. You may have noticed that you often feel more dizzy when you are under stress. The reason for this is that when your brain is busy coping with the stress it is less able to also deal with the faulty signals from your balance system.

What can I do to reduce my dizziness and nausea?

The bad news is that there is no medicine which can make the balance system work normally. Your doctor may be able to give you tablets to ease the dizziness and nausea, but these will not cure the problem, and should not be taken all the time. **The good news** is that you can help to reduce your dizziness and nausea by reducing your stress levels, using the methods in this book.



How do the methods in this book reduce dizziness and nausea?

One way to stop stress making your dizziness and nausea worse is to use the methods in this book which block the fight or flight reflex. These methods are **controlled breathing** (which slows down your breathing and reduces nausea) and **relaxation** (which works by relaxing your muscles and slowing your heart rate).

Another way to stop stress making your dizziness and nausea worse is to try to reduce the stress itself. You can do this by trying to change your lifestyle to make it less stressful (**stress management**). If it is the dizziness which is causing you most stress, then you may find it helpful to get your mind off your symptoms using methods of **thought control**. If your life and the way you think is free of stress, then your body will not add stress symptoms to your illness.

How can I tell if these stress reduction methods will help me?

All the methods of stress reduction in this book have been used for many years to treat patients with severe incurable symptoms which are made worse by stress, such as pain. Scientific studies have shown that these methods do help to reduce symptoms and improve quality of life. To find out whether these exercises are right for you, simply try out the exercises! They certainly cannot do you any harm – it is only by trying them that you will know for sure whether or not they can help you.



Carrying out Methods of Stress Reduction

How to choose the right stress reduction methods for you

The causes and effects of stress are different for different people. This page tells you how to choose the stress reduction methods which will suit you.

For all the methods you will need to find ten minutes once or twice a day to work on reducing your stress. Decide now on times when you can put these methods into practice each day and write the times down in the diary at the back of this book (page 12). Next choose a place to do this – somewhere you can be relaxed and quiet, without any interruptions.

Now you need to choose which methods to try. Read the list of stress methods on the next page and tick the ones you will try first in the diary at the back of this book (page 12) - don't try to do more than two initially. Write down your levels of stress and symptoms at the same time.

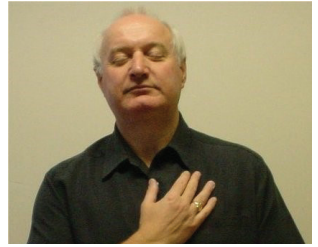
Do this once every week, so that you can see if the methods you are using are helping to reduce your stress and symptoms and can decide what methods you will try the next week. All these methods take time to learn, and you will have good days and bad days at first – if you keep trying you will soon find one that works for you.

	Week	
	1	2
Controlled breathing	✓	
Relaxation	✓	✓
Thought control		
Stress management		✓
Symptoms	3	2
Stress	2	1

Sample table: Weekly Symptom and Stress Diary

Controlled breathing

Controlled breathing can be helpful for everyone who feels nausea or sickness. Also, if you often feel out of breath, and find yourself panting, sighing, gasping or yawning for no reason, then you are over-breathing and need to practice slower breathing.



Relaxation

You need to carry out relaxation exercises if your muscles are tense. Check now whether your jaw and hands are relaxed. Try shrugging your shoulders and moving them backwards and forwards. If your teeth are clenched together, your hands are tense, or your neck and shoulders feel stiff, then relaxation will help you.



Thought control

If you find it difficult to stop thinking about your symptoms, or feel anxious or unhappy about them, then you may be helped by some methods of thought control which people with other symptoms, such as pain, have found useful.



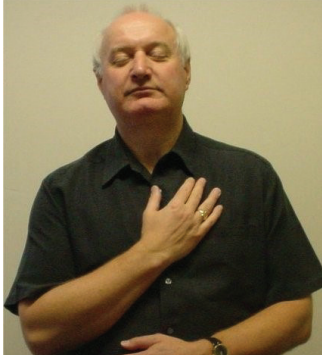
Stress management

If you have a lot of stress in your life as well as your dizziness and nausea, or if you find that the dizziness gets worse in stressful situations, then you may find it useful to try methods of reducing stresses which are adding to your problems.



More details of all these methods are given in the following pages.

Controlled breathing



First sit or lie down in a comfortable place, loosen any tight clothing, and close your eyes. Put one hand on your chest and one on your stomach. Avoid breathing from the top of your chest – try to keep this still, and just let air in by allowing your stomach to gently rise and fall. Breathe through your nose and allow two seconds as you breathe in and four seconds as you breathe out (you may need to time yourself at first).

At first controlled breathing takes effort and so you need to practice it in a quiet place **everyday**, so that it starts to be a habit which you do not need to think about.

If you find it difficult to breathe this slowly and feel as if you are not getting enough air, then you are over-breathing. This means that you will need to reset the level of oxygen your body is used to. You can do this by holding your breath for 10 seconds. Do **not** take a deep breath before or after you do this – your body needs to get used to less oxygen.

After you have practised controlled breathing in a quiet place for a few weeks you can start to slow your breathing as you go about your daily life. Practice doing this every day, and whenever you feel dizzy or nauseous, or if you start to have symptoms of over-breathing.

Relaxation

First sit or lie down in a comfortable place, loosen any tight clothing, and close your eyes. It is easiest to relax your muscles if you tense them first. Taking each part of your body listed below in turn, first tense up that body part for five seconds, and then say to yourself 'relax' and let the tension go all at once. Repeat for any part of your body which tenses up again.



Body part

How to tense

Feet and legs (left and then right)

Press your toes down

Chest and stomach

Pull your stomach in

Hands and forearms (left and then right)

Clench into a fist

Neck and shoulders

Hunch your shoulders

Cheeks and mouth

Make a face and bite hard

Forehead

Frown



When you do this relaxation exercise, notice how your muscles feel when they are tense and when they are relaxed. Enjoy the feeling of being relaxed. Don't worry if you have worrying or distracting thoughts – just let them come and go. You may find it helps to imagine you are in the most relaxing situation you can think of, such as lying in the sun. Some people find it helps to listen to a relaxing tape, such as gentle music, or waves on a beach. Or you can make yourself a tape of these instructions.

Like controlled breathing, relaxation gets easier when it is a habit you do not need to think about, so you must start by doing it in a quiet place **everyday**.

After you have practised relaxation for a few weeks you can start to try to relax any part of you that feels tense by just saying to yourself 'relax', without having to tense your muscles first. When you can do this easily in a quiet place, practice doing it in your daily life whenever you feel tense, dizzy or nauseous.

Thought control

The problem with stress is that it is very hard to keep your mind off it. You find that you cannot help thinking about problems or paying attention to symptoms. This is a natural reaction which is useful if the problem can be solved, or you need to be alerted to illness. But if you have long-term problems or illness then thinking about them often just makes them worse, and you may need to practice new ways of thinking.

Distraction

If you **try** to stop thinking about something you will just think about it more – so the best way to distract yourself is to **fill your mind with something else**. If you feel unwell or stressed, you will feel less bad if you find ways to keep your mind busy with things that interest you. So as soon as you feel stressed or sick, try to find something else to think about – plan what you will do later, look out of the window, listen to or watch something that interests you, or chat with a friend.



Thought changing

It is hard to ignore worries, but often it is the things we think about that cause stress. If you can change how you think, you will feel less stress.

Take time every day to write down the thoughts which cause you stress. Then ask yourself these questions:

Are the thoughts worse than your present situation?

Do you worry about things that may never happen?

Are you expecting too much of yourself?

Do you worry if you cannot manage to do everything well, or please everyone?

Are you worrying about things which you cannot change?

Do you spend your time wishing that you were not ill, or thinking about the bad things in your life?

If you realise that the answer to any of these questions is 'yes', you have made the first step to stopping these stressful thoughts! Think of reasons to think something different. You could think of all the **good** things in your past and present, and that may happen in the future. Try talking over your worrying thoughts with a family member or friend – they will often be able to help you to see other ways of thinking. Or imagine that your best friend was thinking this way – what would you say to them?



Stress management

Sometimes stress is due to problems which you **can** solve. These are some methods to help you make your lifestyle less stressful.


Planning

You can plan ways to make a difficult situation less stressful. Take time every day to write down one situation which caused you stress. Next write down ways you could try to change or cope with this situation. Decide which way of changing the situation is best and easiest, and work out how you can carry it out. You need to think about what might stop your plan from working, so that you can also plan to overcome any setbacks. Then try this method of coping with the situation next time it happens. If your plan does not work out quite right the first time, just think about how to improve it and try again!



Time management

Many people find it stressful to cope with all the things they have to do. If you have this problem, first write down each day how you have spent your time. Then think about what things are most important to you just now, and how you would spend the time on your *ideal* day. This will help you to work out what you should cut down or cut out. Don't forget to allow time for rest, and to relax with other people.



Make a list of what needs to be done and when. Then just get on with the jobs which you have listed to do now – you can stop worrying about the things on the list which can be done later and will feel good when you can tick off the things which you have done!

It is important not to worry if you find you cannot do everything you want when you want to. This just means that you have found the cause of your stress – you need to allow a bit more time for everything to get done.

*Doing what **you** want*

Compare the list of things that you do and the things you want to do. Are you doing things for other people that you do not really want to do, and do not need to do? If so, to reduce stress you need to learn how to say 'no' from time to time.

If you find this hard, you need to plan ahead what you will say and do and stick to it. There is no need to get angry or to annoy people – you need to talk over the problem calmly and try to find a plan which works for everyone.

Weekly Symptom and Stress Diary

Daily times for practicing stress reduction

Make a note of the time(s) you will practice each day.

1 _____

2 _____

Methods used

Tick each week a method is used on the chart below.

Week												
Methods	1	2	3	4	5	6	7	8	9	10	11	12
Controlled Breathing												
Relaxation												
Thought Control												
Stress Management												

Symptoms and Stress Tracker

Track your symptoms and stress each week using the scores be.

Week												
	1	2	3	4	5	6	7	8	9	10	11	12
Symptoms												
Stress												

Symptoms and Stress Scores

n = none

1 = very slight

2 = mild

3 = strong

See page 4 for more information about tracking your symptoms and stress.

Photo credits: Front cover photo: Denys Novozhai; Page 2 Priscilla Du Preez CA; Page 3 Kelly Sikkema; Page 5 Ménière's Society; Ménière's Society; Nathan Dumlao; Elisa Ventur; Pages 6-7 Ménière's Society; Page 8 Unsplash+; Page 9 Mehrpouya H; Page 10 Covene; Page 11 Agê Barros. All photos, except those of the Ménière's Society, sourced on Unsplash.

This booklet was written by Professor Lucy Yardley and produced by the University of Southampton with funding provided by the Ménière's Society. It is recommended for use only after a qualified medical doctor has confirmed that the exercises are safe and appropriate for the individual who will carry them out.

© Professor Lucy Yardley

The Ménière's Society is the UK 's leading charity for people with vestibular (inner ear) conditions causing dizziness and imbalance. We're here to help people with vestibular disorders. We provide essential support and information to enable people to cope positively and get the right diagnosis. We are a voice for sufferers within the medical community and raise awareness for greater public understanding. We work towards a brighter future through investment in vital medical research.

The Ménière's Society relies on donations and voluntary contributions. For more information about vestibular conditions, or to donate, please contact us.

+44 (0) 1306 876883
info@menieres.org.uk
www.menieres.org.uk

The Ménière's Society is a registered charity: 297246

Last reviewed November 2023

